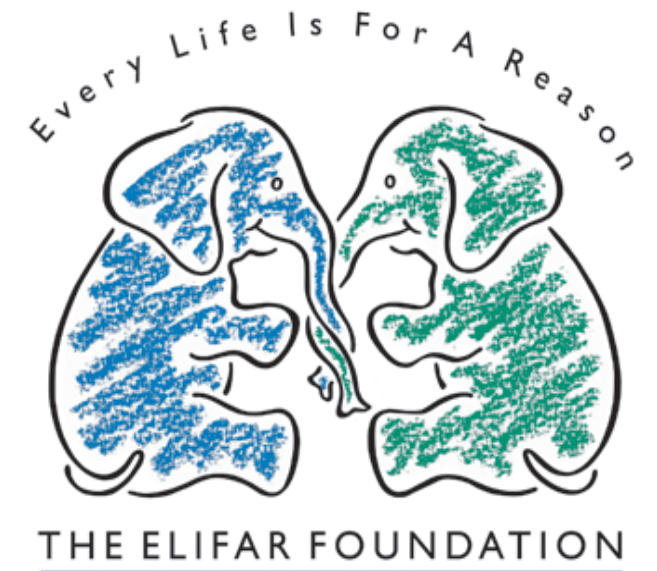


THE ELIFAR FOUNDATION CHALLENGE - 10 June 2015

Top Spin

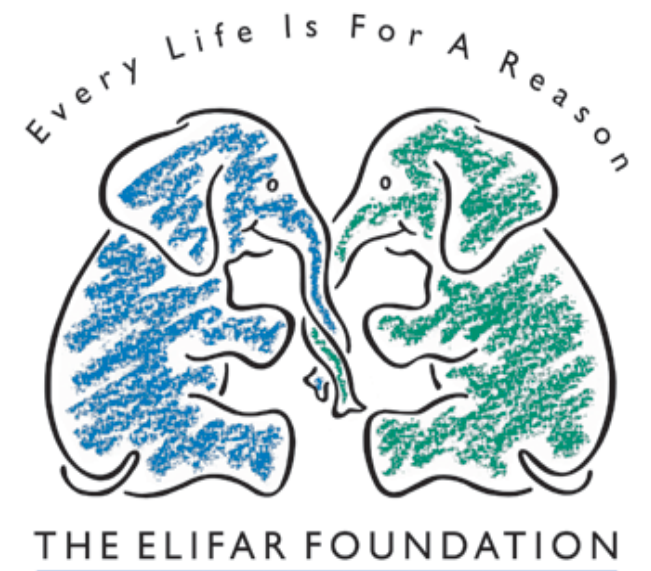
Team	Score	Position	Points	Joker
A Hammerson	115	24	1.0	
B Colliers International	279	6	19.0	
C Lunson Mitchenall	311	3	22.0	
D Intu Properties	229	16	9.0	
E Retail Allstars	286	4	21.0	
F CWM	268	8	17.0	
G CoStar	242	14	11.0	
H JLL / Schroders	245	12	12.5	
I MMX	214	17	8.0	
J Ellandi	204	20	9.0	Joker
K Colman Architects	208	19	6.0	
L CBRE	251	11	14.0	
O GCW	317	1	48.0	Joker
P Land Securities	204	20	4.5	
Q Fawcett Mead	316	2	23.0	
R Capital & Regional	197	22	3.0	
S KLM	284	5	20.0	
T Savills	238	15	20.0	Joker
U M&G	271	7	18.0	
V Costa Coffee	209	18	14.0	Joker
W Nabarro	260	10	15.0	
X DTZ	171	23	4.0	Joker
Y Sherrards	245	12	12.5	
Z HRH	261	9	16.0	



THE ELIFAR FOUNDATION CHALLENGE - 10 June 2015

Escape from Elifar Island

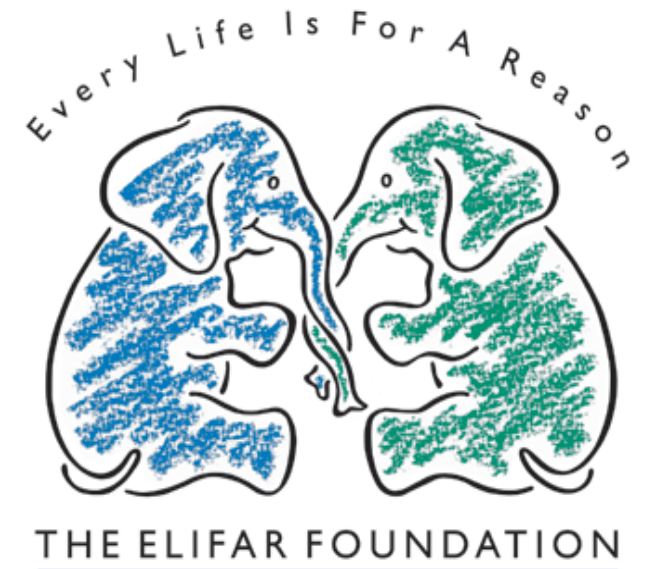
Team	Time	Position	Points	Joker
A Hammerson	00:17:44	23	2.0	
B Colliers International	00:14:16	12	13.0	
C Lunson Mitchenall	00:13:53	10	15.0	
D Intu Properties	00:17:10	22	3.0	
E Retail Allstars	00:16:09	18	7.0	
F CWM	00:10:39	1	24.0	
G CoStar	00:12:03	2	23.0	
H JLL / Schroders	00:12:58	6	19.0	
I MMX	00:15:14	14	11.0	
J Ellandi	00:12:55	5	20.0	
K Colman Architects	00:12:44	4	21.0	
L CBRE	00:13:55	11	14.0	
O GCW	00:13:41	8	17.0	
P Land Securities	00:14:43	13	12.0	
Q Fawcett Mead	00:16:47	20	5.0	
R Capital & Regional	00:15:37	16	9.0	
S KLM	00:16:17	19	6.0	
T Savills	00:15:39	17	8.0	
U M&G	00:19:44	24	1.0	
V Costa Coffee	00:12:24	3	22.0	
W Nabarro	00:13:45	9	16.0	
X DTZ	00:15:15	15	10.0	
Y Sherrards	00:13:08	7	18.0	
Z HRH	00:16:53	21	4.0	



THE ELIFAR FOUNDATION CHALLENGE - 10 June 2015

Pin Game

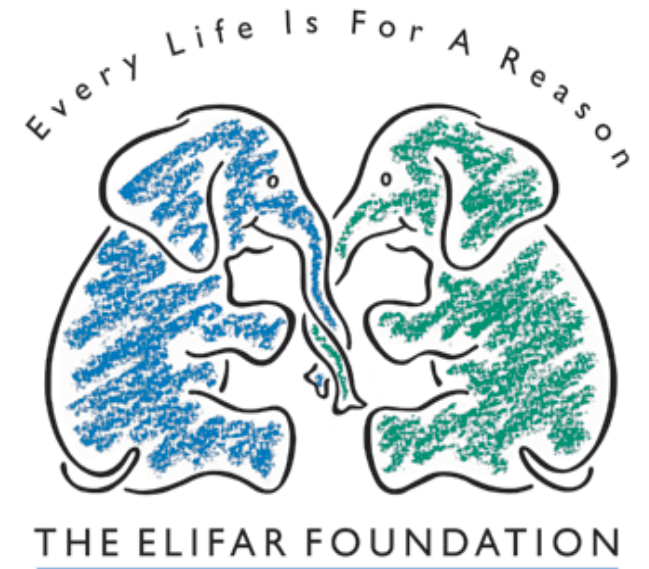
Team	Score	Position	Points	Joker
A Hammerson	18	12	24.0	Joker
B Colliers International	17	15	10.0	
C Lunson Mitchenall	25	7	18.0	
D Intu Properties	7	23	2.0	
E Retail Allstars	24	8	16.5	
F CWM	11	20	4.5	
G CoStar	18	12	12.0	
H JLL / Schrodgers	34	3	22.0	
I MMX	10	22	3.0	
J Ellandi	23	10	15.0	
K Colman Architects	11	20	4.5	
L CBRE	14	17	8.0	
O GCW	33	4	20.5	
P Land Securities	18	12	12.0	
Q Fawcett Mead	40	2	23.0	
R Capital & Regional	33	4	20.5	
S KLM	26	6	19.0	
T Savills	4	24	1.0	
U M&G	20	11	14.0	
V Costa Coffee	44	1	24.0	
W Nabarro	13	18	6.5	
X DTZ	13	18	6.5	
Y Sherrards	24	8	16.5	
Z HRH	15	16	9.0	



THE ELIFAR FOUNDATION CHALLENGE - 10 June 2015

It's a Knockout

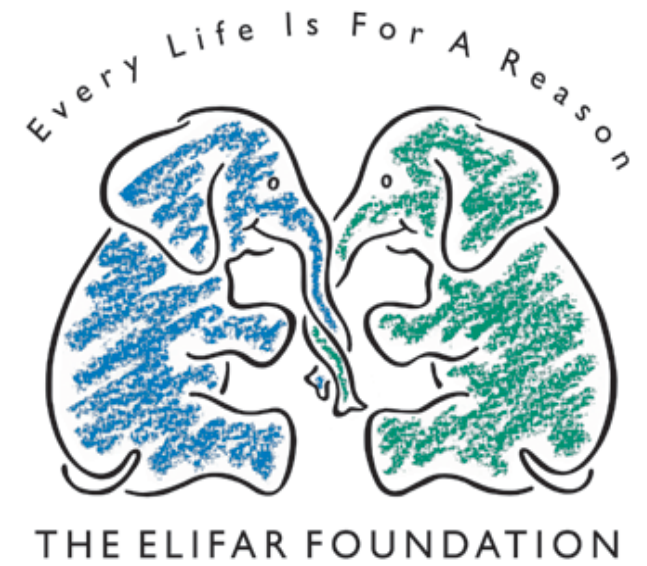
Team	Score	Position	Points	Joker
A Hammerson	17	20	4.5	
B Colliers International	27	7	18.0	
C Lunson Mitchenall	21	13	10.5	
D Intu Properties	22	12	13.0	
E Retail Allstars	26	8	17.0	
F CWM	37	1	24.0	
G CoStar	21	13	10.5	
H JLL / Schrodgers	33	2	22.5	
I MMX	19	17	7.0	
J Ellandi	16	22	2.5	
K Colman Architects	16	22	2.5	
L CBRE	31	4	20.5	
O GCW	31	4	20.5	
P Land Securities	17	20	4.5	
Q Fawcett Mead	26	8	15.0	
R Capital & Regional	26	8	15.0	
S KLM	19	17	7.0	
T Savills	33	2	22.5	
U M&G	21	13	10.5	
V Costa Coffee	21	13	10.5	
W Nabarro	29	6	19.0	
X DTZ	23	11	15.0	
Y Sherrards	12	24	1.0	
Z HRH	19	17	7.0	



THE ELIFAR FOUNDATION CHALLENGE - 10 June 2015

Ultimate Frisbee

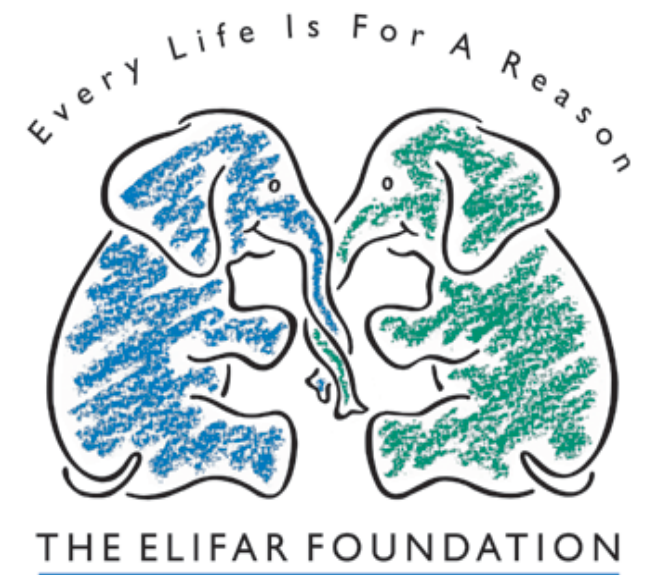
Team	Score	Position	Points	Joker
A Hammerson	0	22	2.0	
B Colliers International	5	5	17.5	
C Lunson Mitchenall	2	15	9.0	
D Intu Properties	3	12	12.0	
E Retail Allstars	1	18	5.5	
F CWM	8	1	24.0	
G CoStar	2	15	9.0	
H JLL / Schrodgers	7	2	45.0	Joker
I MMX	0	22	2.0	
J Ellandi	7	2	22.5	
K Colman Architects	1	18	5.5	
L CBRE	1	18	5.5	
O GCW	3	12	12.0	
P Land Securities	0	22	2.0	
Q Fawcett Mead	5	5	35.0	Joker
R Capital & Regional	5	5	17.5	
S KLM	5	5	17.5	
T Savills	2	15	9.0	
U M&G	3	12	12.0	
V Costa Coffee	5	5	17.5	
W Nabarro	6	4	21.0	
X DTZ	4	11	14.0	
Y Sherrards	1	18	5.5	
Z HRH	5	5	17.5	



## THE ELIFAR FOUNDATION CHALLENGE - 10 June 2015

### Quiz

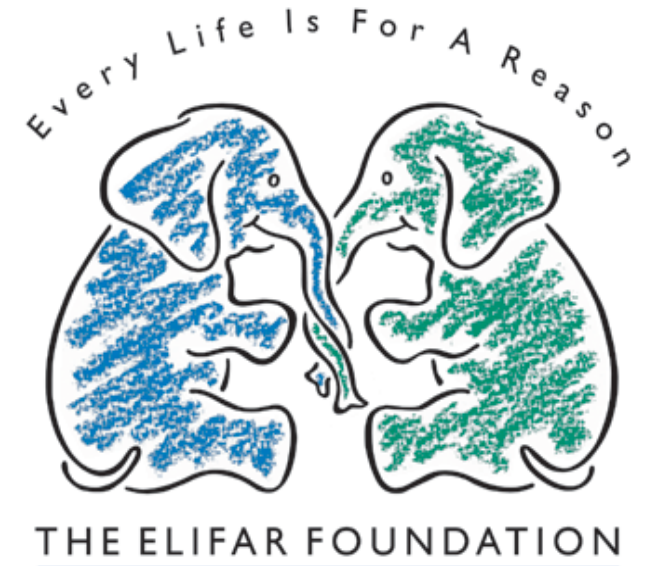
Team	Score	Position	Points	Joker
A Hammerson	41	12	12.5	
B Colliers International	46	5	19.5	
C Lunson Mitchenall	34	20	5.0	
D Intu Properties	32	21	4.0	
E Retail Allstars	57	2	22.5	
F CWM	38	18	7.0	
G CoStar	35	19	6.0	
H JLL / Schrodgers	27	24	1.0	
I MMX	42	11	28.0	Joker
J Ellandi	40	14	9.5	
K Colman Architects	57	2	22.5	
L CBRE	30	22	3.0	
O GCW	43	9	15.5	
P Land Securities	40	14	9.5	
Q Fawcett Mead	43	9	15.5	
R Capital & Regional	71	1	48.0	Joker
S KLM	46	5	19.5	
T Savills	28	23	2.0	
U M&G	41	12	12.5	
V Costa Coffee	44	8	17.0	
W Nabarro	45	7	18.0	
X DTZ	40	14	9.5	
Y Sherrards	47	4	21.0	
Z HRH	40	14	9.5	



THE ELIFAR FOUNDATION CHALLENGE - 10 June 2015

Minefield

Team	Score	Position	Points	Joker
A Hammerson	9	18	7.0	
B Colliers International	17	2	23.0	
C Lunson Mitchenall	8	19	5.0	
D Intu Properties	10	10	11.5	
E Retail Allstars	10	10	11.5	
F CWM	10	10	11.5	
G CoStar	7	22	2.5	
H JLL / Schroders	14	4	21.0	
I MMX	6	24	1.0	
J Ellandi	8	19	5.0	
K Colman Architects	20	1	48.0	Joker
L CBRE	12	7	17.0	
O GCW	13	5	19.5	
P Land Securities	16	3	44.0	Joker
Q Fawcett Mead	7	22	2.5	
R Capital & Regional	10	10	11.5	
S KLM	10	10	11.5	
T Savills	13	5	19.5	
U M&G	10	10	11.5	
V Costa Coffee	12	7	17.0	
W Nabarro	10	10	11.5	
X DTZ	8	19	5.0	
Y Sherrards	10	10	23.0	Joker
Z HRH	12	7	17.0	

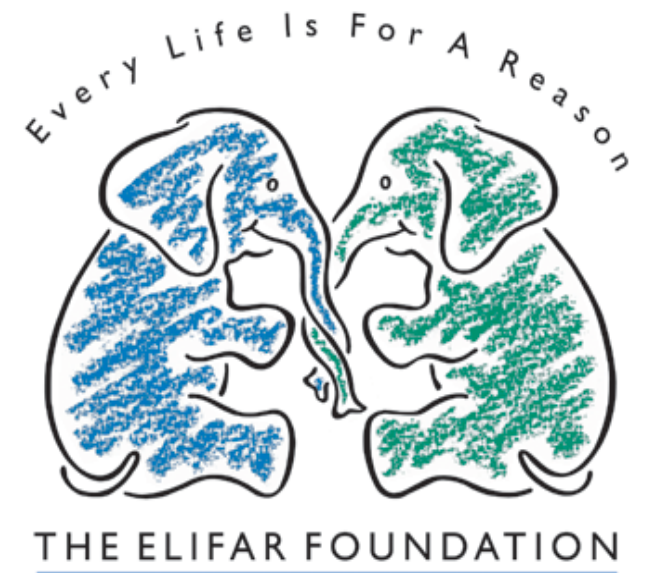




THE ELIFAR FOUNDATION CHALLENGE - 10 June 2015

Round The Clock

Team	Score	Position	Points	Joker
A Hammerson	63	17	8.0	
B Colliers International	20	23	2.0	
C Lunson Mitchenall	62	18	7.0	
D Intu Properties	90	11	12.5	
E Retail Allstars	91	10	15.0	
F CWM	65	16	9.0	
G CoStar	99	4	20.5	
H JLL / Schroders	94	7	17.5	
I MMX	14	24	1.0	
J Ellandi	55	19	6.0	
K Colman Architects	40	21	4.0	
L CBRE	90	11	12.5	
O GCW	67	15	10.0	
P Land Securities	29	22	3.0	
Q Fawcett Mead	99	4	20.5	
R Capital & Regional	149	1	24.0	
S KLM	135	3	22.0	
T Savills	90	11	12.5	
U M&G	50	20	5.0	
V Costa Coffee	92	9	16.0	
W Nabarro	95	6	19.0	
X DTZ	145	2	23.0	
Y Sherrards	90	11	12.5	
Z HRH	94	7	17.5	

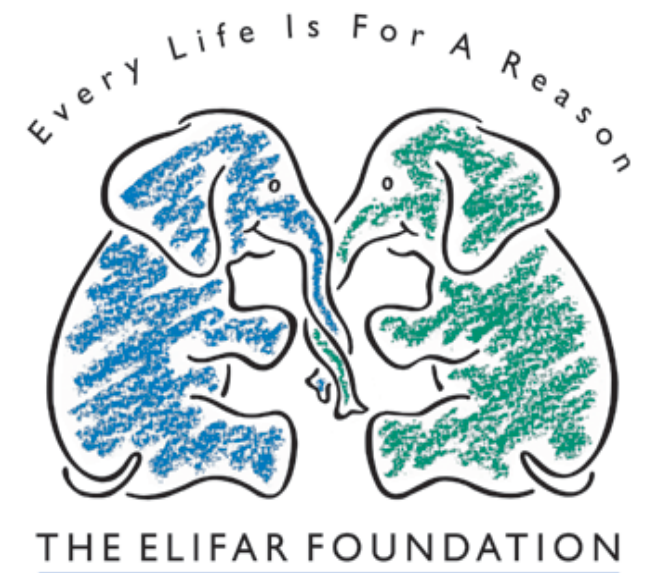




THE ELIFAR FOUNDATION CHALLENGE - 10 June 2015

Softball

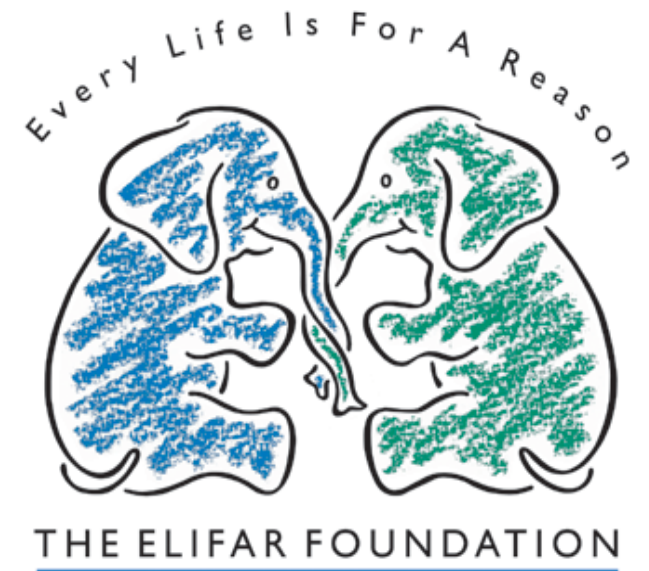
Team	Score	Position	Points	Joker
A Hammerson	63	9	15.5	
B Colliers International	61	12	13.0	
C Lunson Mitchenall	51	20	5.0	
D Intu Properties	71	4	40.0	Joker
E Retail Allstars	59	14	11.0	
F CWM	66	7	18.0	
G CoStar	56	17	16.0	Joker
H JLL / Schrodgers	42	23	2.0	
I MMX	62	11	14.0	
J Ellandi	55	18	6.5	
K Colman Architects	49	21	4.0	
L CBRE	63	9	31.0	Joker
O GCW	99	1	24.0	
P Land Securities	37	24	1.0	
Q Fawcett Mead	60	13	12.0	
R Capital & Regional	78	2	22.5	
S KLM	58	15	20.0	Joker
T Savills	71	4	20.0	
U M&G	78	2	22.5	
V Costa Coffee	46	22	3.0	
W Nabarro	57	16	9.0	
X DTZ	55	18	6.5	
Y Sherrards	64	8	17.0	
Z HRH	71	4	40.0	Joker



THE ELIFAR FOUNDATION CHALLENGE - 10 June 2015

What Did You Say

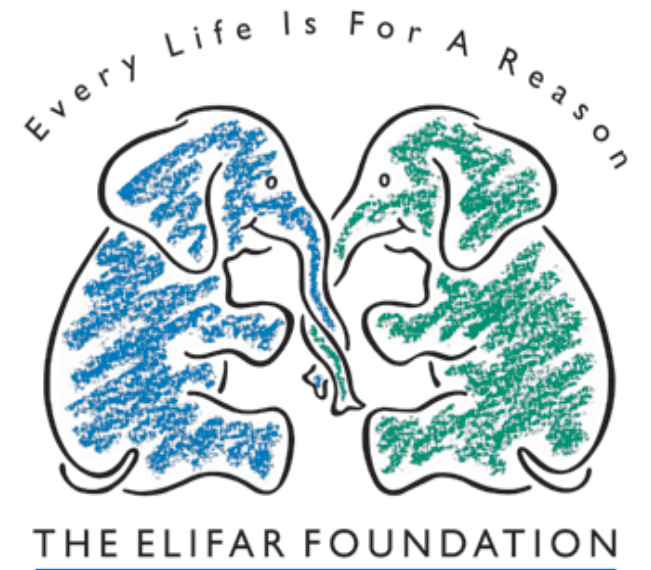
Team	Score	Position	Points	Joker
A Hammerson	1	24	1.0	
B Colliers International	9	16	16.0	Joker
C Lunson Mitchenall	2	23	4.0	Joker
D Intu Properties	12	13	12.0	
E Retail Allstars	23	2	23.0	
F CWM	3	22	3.0	
G CoStar	22	3	22.0	
H JLL / Schrodgers	13	12	13.0	
I MMX	6	19	6.0	
J Ellandi	4	21	4.0	
K Colman Architects	18	7	18.0	
L CBRE	15	10	15.0	
O GCW	21	4	21.0	
P Land Securities	10	15	10.0	
Q Fawcett Mead	9	16	8.0	
R Capital & Regional	16	9	16.0	
S KLM	9	16	8.0	
T Savills	17	8	17.0	
U M&G	14	11	28.0	Joker
V Costa Coffee	5	20	5.0	
W Nabarro	24	1	24.0	
X DTZ	11	14	11.0	
Y Sherrards	20	5	20.0	
Z HRH	19	6	19.0	



THE ELIFAR FOUNDATION CHALLENGE - 10 June 2015

25 Pounder Challenge

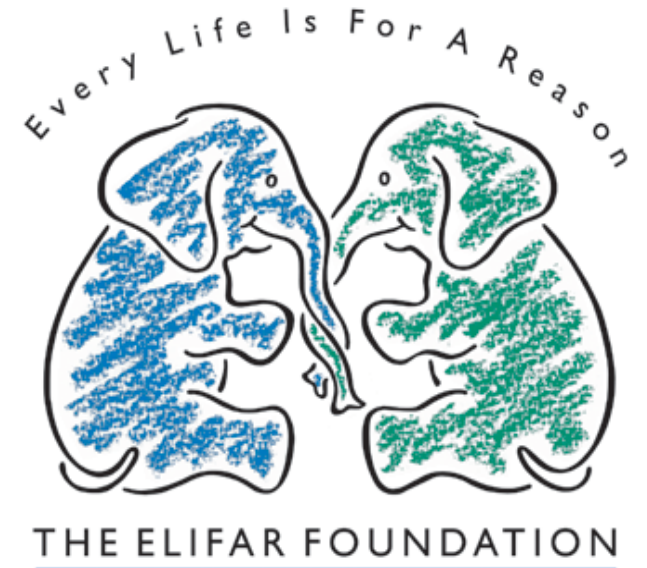
Team	Time	Position	Points	Joker
A Hammerson	00:12:35	20	5.0	
B Colliers International	00:10:20	7	18.0	
C Lunson Mitchenall	00:08:05	1	24.0	
D Intu Properties	00:09:47	4	21.0	
E Retail Allstars	00:12:31	19	6.0	
F CWM	00:12:40	22	6.0	Joker
G CoStar	00:11:15	16	9.0	
H JLL / Schroders	00:09:05	3	22.0	
I MMX	00:12:38	21	4.0	
J Ellandi	00:10:35	11	14.0	
K Colman Architects	00:08:09	2	23.0	
L CBRE	00:10:50	13	12.0	
O GCW	00:10:57	14	11.0	
P Land Securities	00:10:31	10	15.0	
Q Fawcett Mead	00:09:50	5	20.0	
R Capital & Regional	00:10:23	8	17.0	
S KLM	00:10:59	15	10.0	
T Savills	00:10:40	12	13.0	
U M&G	00:13:05	23	2.0	
V Costa Coffee	00:10:30	9	16.0	
W Nabarro	00:14:01	24	2.0	Joker
X DTZ	00:10:00	6	19.0	
Y Sherrards	00:11:59	18	7.0	
Z HRH	00:11:18	17	8.0	



THE ELIFAR FOUNDATION CHALLENGE - 10 June 2015

Beach Volleyball

Team	Score	Position	Points	Joker
A Hammerson	5	24	1.0	
B Colliers International	9	22	3.0	
C Lunson Mitchenall	15	15	10.0	
D Intu Properties	22	10	14.5	
E Retail Allstars	18	12	25.0	Joker
F CWM	36	3	21.5	
G CoStar	30	6	19.0	
H JLL / Schroders	11	17	8.0	
I MMX	26	7	17.5	
J Ellandi	26	7	17.5	
K Colman Architects	36	3	21.5	
L CBRE	23	9	16.0	
O GCW	39	1	24.0	
P Land Securities	10	18	5.5	
Q Fawcett Mead	33	5	20.0	
R Capital & Regional	37	2	23.0	
S KLM	22	10	14.5	
T Savills	10	18	5.5	
U M&G	10	18	5.5	
V Costa Coffee	13	16	9.0	
W Nabarro	17	14	11.0	
X DTZ	7	23	2.0	
Y Sherrards	10	18	5.5	
Z HRH	18	12	12.5	



THE ELIFAR FOUNDATION CHALLENGE - 10 June 2015

Rowing Challenge

Team	Distance	Position	Points	No Joker
A Hammerson	3444	24	1.0	
B Colliers International	3830	19	6.0	
C Lunson Mitchenall	3998	11	14.0	
D Intu Properties	3779	20	5.0	
E Retail Allstars	3760	21	4.0	
F CWM	4069	7	18.0	
G CoStar	4001	10	15.0	
H JLL / Schroders	4131	5	20.0	
I MMX	3909	13	12.0	
J Ellandi	4017	8	17.0	
K Colman Architects	3882	15	10.0	
L CBRE	4079	6	19.0	
O GCW	4160	3	22.0	
P Land Securities	3521	22	3.0	
Q Fawcett Mead	4205	1	24.0	
R Capital & Regional	3904	14	11.0	
S KLM	4164	2	23.0	
T Savills	3954	12	13.0	
U M&G	3857	17	8.0	
V Costa Coffee	3841	18	7.0	
W Nabarro	4155	4	21.0	
X DTZ	3880	16	9.0	
Y Sherrards	3507	23	2.0	
Z HRH	4007	9	16.0	

